

Some of Magnetic Island's worst weeds




Type of weed	Removal technique
Singapore daisy; Mother-in-law's tongue; Periwinkle; Snakeweed; Mother of millions	Pull out. (Moistening the soil first will help.) Disturb the soil as little as possible. Take care to remove all (or as much as you can) of the plant, including its roots. (Many species will re-grow from even broken pieces of the plant left on the soil.) Dispose of at the Picnic Bay green waste tip. Chemical weed control is also possible.
Guinea grass	Pull out. (Moistening the soil first will help.) Disturb the soil as little as possible. Shake soil from roots. Use the grass as mulch around trees, making sure that the roots are not in contact with the soil. Regular slashing, mowing or brushcutting may discourage strong growth. Chemical weed control is also possible.
Yellow oleander; Leucaena; Lantana; Sisal; Tecoma	These large, woody or succulent weeds often need special treatment - such as, cut stumping or basal barking. If you are not sure about how to remove these species or would like further information on environmental weed control, contact The Island Nursery on 4778 5007 or TCC's Environmental Planning Services on 4727 9310.



Guinea grass
Panicum maximum



Lantana
Lantana camara




Leucaena
Leucaena leucocephala




Mother-in-law's tongue
Sansevieria trifasciata



Mother of millions
Bryophyllum species



Yellow oleander
Cascabela thevetia
(or *Thevetia peruviana*)



Periwinkle (pink)
Catharanthus roseus




Singapore daisy
Sphagneticola trilobata



Sisal
Agave americana



Snakeweed
Stachytarpheta jamaicensis



Tecoma
Tecoma stans



Periwinkle (white)
Catharanthus